

PROJECT: \_\_\_\_\_

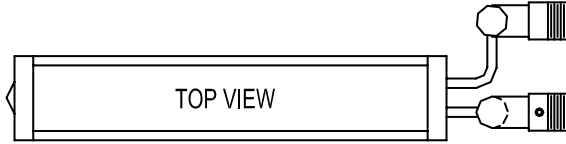
ITEM #: \_\_\_\_\_

QTY: \_\_\_\_\_

TAG #: \_\_\_\_\_

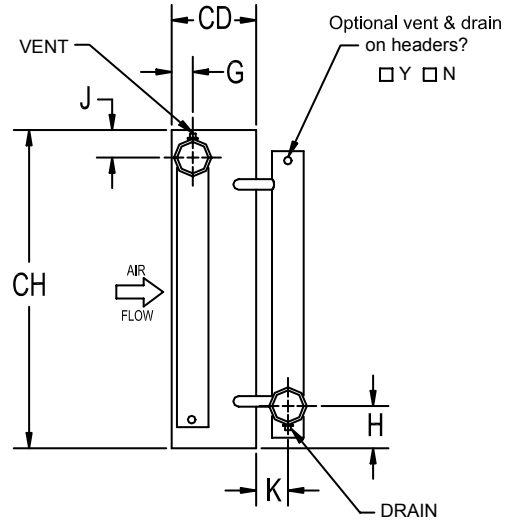
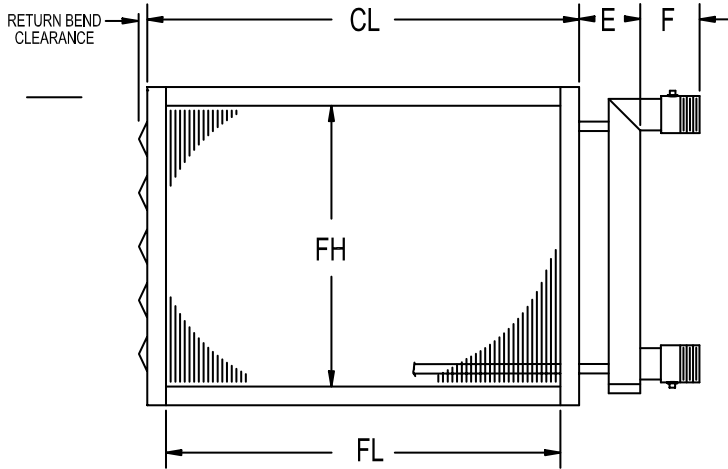
## Replacement Coil Order Form

## WATER COIL (Multi-Row, Swung Header)



Coil hand determined by location of return connection when facing entering air side of coil (air would be hitting you at the back of the head)

Right hand coil shown

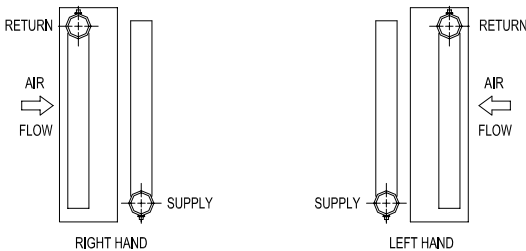


FH	FL	CH	CL	CD	E	F	G	H	J	K

ROW		TUBE MAT'L: (CIRCLE THICKNESS)	FIN MAT'L (CIRCLE THICKNESS)
TUBES HIGH		COPPER: (.025 .028 .035 .049 .065)	ALUM.: (.008 .010 .016 .020 .025)
TUBES ENTERING HEADER		STEEL: (.035 .049 .065)	COPPER: (.007 .010 .016 .020 .025)
FIN TYPE (Flat Or Turbex)		SST: (.035 .049)	SST: (.008 .010)
FINS PER INCH		CU/NI: (.035 .049)	CU/NI (.007 .010)
AIR FLOW (H OR V)		ALUMINUM: 5/8" (.049 .065) 1" (.049 .065 .083)	STEEL (.010 .016)
TUBE ORIENTATION (H OR V)		CASING MATERIALS: ( Galvanized Stainless Steel )	
COIL HAND (Right Or Left)		CONNECTION MATERIAL: ( Steel Copper Stainless Steel Brass )	
CONNECTION SIZES	SUPPLY RETURN	CONN. TYPE: ( MPT FPT Plain End Other: _____ )	

SPECIAL OPTIONS: ( Duct Mounting Holes Header Enclosure Copper Ferrules Turbulators )  
 COATINGS: (Electrofin or Phenolic) PRIORITY SHIPMENT: ( 5 Day 10 Day 15 Day )

Choose coil hand or indicate connection arrangement and air flow on the examples below



### NOTES

---

---

---

---

---

---

---

---

---

---