

PROJECT: \_\_\_\_\_

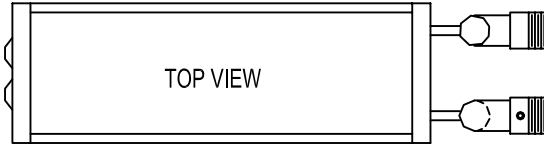
ITEM #: \_\_\_\_\_

QTY: \_\_\_\_\_

TAG #: \_\_\_\_\_

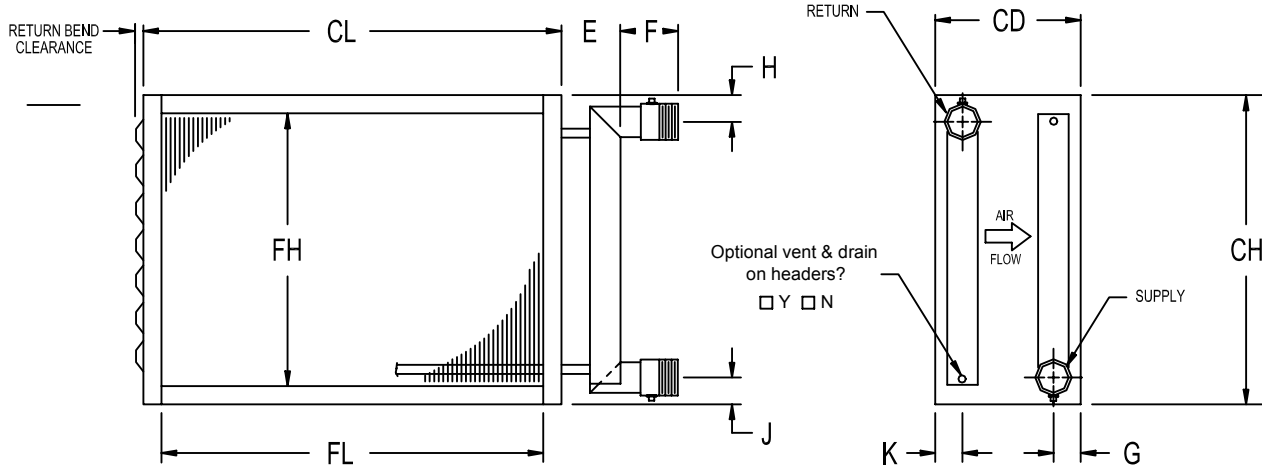
## Replacement Coil Order Form

## WATER COIL (Multi-Row, Same End Connections)



Coil hand determined by location of return connection when facing entering air side of coil (air would be hitting you at the back of the head)

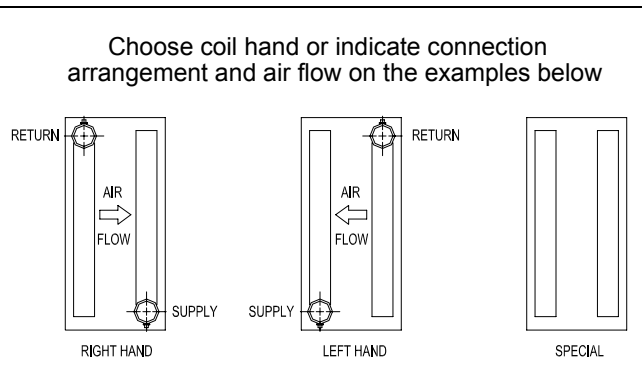
Right hand coil shown



FH	FL	CH	CL	CD	E	F	G	H	J	K	L	M

ROW	TUBE MAT'L: (CIRCLE THICKNESS)	FIN MAT'L (CIRCLE THICKNESS)
TUBES HIGH	COPPER: (.025 .028 .035 .049 .065)	ALUM.: (.008 .010 .016 .020 .025)
TUBES ENTERING HEADER	STEEL: (.035 .049 .065)	COPPER: (.007 .010 .016 .020 .025)
FIN TYPE (Flat Or Turbex)	SST: (.035 .049)	SST: (.008 .010)
FINS PER INCH	CU/NI: (.035 .049)	CU/NI (.007 .010)
AIR FLOW (H OR V)	ALUMINUM: 5/8" (.049 .065) 1" (.049 .065 .083)	STEEL (.010 .016)
TUBE ORIENTATION (H OR V)	CASING MATERIALS: ( Galvanized Stainless Steel )	
COIL HAND (Right Or Left)	CONNECTION MATERIAL: ( Steel Copper Stainless Steel Brass)	
CONNECTION SIZES	CONN. TYPE : (MPT FPT Plain End Other: _____)	

SPECIAL OPTIONS: ( Duct Mounting Holes Header Enclosure Copper Ferrules Turbulators )  
 COATINGS: (Electrofin or Phenolic) PRIORITY SHIPMENT: ( 5 Day 10 Day 15 Day )



### NOTES

---



---



---



---



---



---



---



---